



# The Composer Workflow

@gobinathm

# Hello There !

I Am Gobinath Mallaiyan working at TATA Consultancy Services

I know a thing or two about the composer workflow for Drupal and want to share them with you.

Find at [@gobinathm](#) (Around the internet)






# Agenda

# Agenda

- What is composer
- Semantic versioning
- How to Migrate your non composer managed site
- Patching Via Composer
- My Improvised Composer Workflow - Tried & Tested





What is composer

1



- Composer is a command-line tool for dependency management in PHP
- Its not Used Only for Drupal
- Allows declaration of the libraries / dependencies & install / updates them
- Composer is not a package manager in the same sense as Yum
- Composer is strongly inspired by node's npm and ruby's bundler
- Drupal 8 uses it to build the application
- Now Drupal 8.8 have better composer support.



- Composer.json file describes the dependencies of a project & some additional meta data.
- Composer.lock file defines the result of composer.json & locking the project to those specific versions.
- Packages are downloaded into a vendor directory
- composer Commands

\$ composer init

\$ composer install

\$ composer require vendor/package

\$ composer require Dev

\$ composer update

\$ composer update drupal/console

\$ composer update drupal/ctools drupal/pathauto




Semantic versioning

2



- Given a version number MAJOR.MINOR.PATCH
- MAJOR version when you make incompatible API changes,
- MINOR version when you add functionality in a backwards compatible manner, and
- PATCH version when you make backwards compatible bug fixes
- Allows to release feature updates in minor releases (8.1, 8.2, etc) with backwards compatibility.





- Version Constraints

Exact	8.8.0	8.8.0
Wildcard	8.8.*	8.8.0, 8.8.1, etc
Range	$\geq 8.7 < 8.8$	8.7.0, 8.7.9, etc
Stability constraint	8.8.x-dev	Unstable(dev) branch 8.7.x
Increment last digit	~8.8.0	8.8.0, 8.8.1, etc
Increment last two	^8.8.0	8.8.x, 8.9.x, etc




Migrate your non  
composer managed  
site

3



- Install new Drupal site using the current Composer template (Drupal 8.8) in a new directory.
- Copy all custom themes, modules, files, and settings
- Transfer settings to the new project.
- Add all contributed modules to the new composer.json file and run composer install.





# Demo - Patching Via Composer

4





# Demo of Composer Workflow - Tried & Tested

5



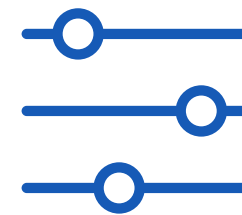
QnA

6



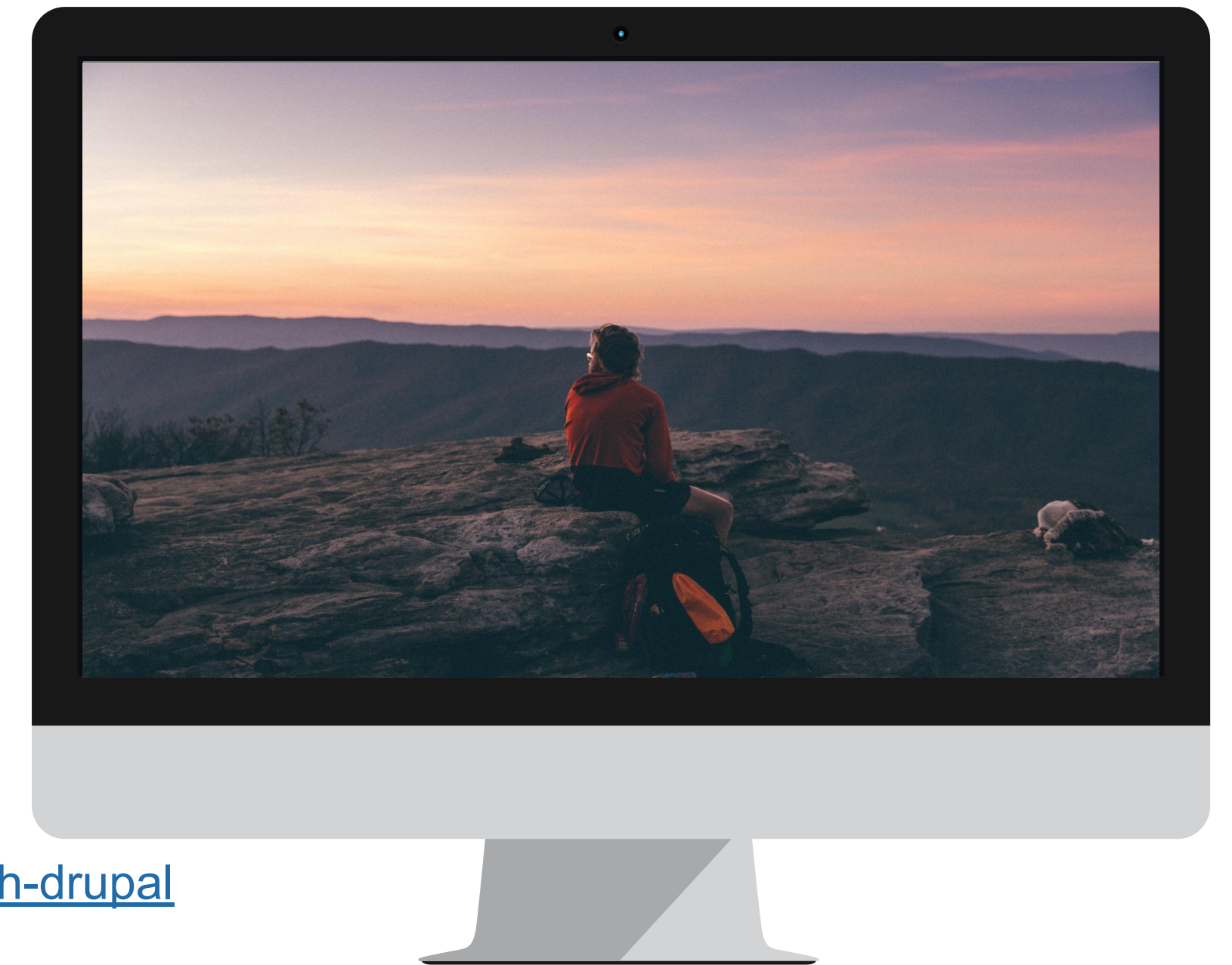
## Reference

- Install Composer @ <https://getcomposer.org/doc/00-intro.md#installation-linux-unix-macos>
- Semantic Version Search : <https://semver.mwl.be/>
- Version Constrains : <https://getcomposer.org/doc/articles/versions.md>
- My Composer Workflow Template : <https://github.com/gobinathm/drupal8-quickstart>
- Composer Extra for additional Config: <https://getcomposer.org/doc/04-schema.md#extra>



## D.O Content

- Using Composer with Drupal - <https://www.drupal.org/docs/develop/using-composer/using-composer-with-drupal>
- Starting a Site Using Drupal Composer Project Templates - <https://www.drupal.org/docs/develop/using-composer/starting-a-site-using-drupal-composer-project-templates>
- Add Composer to an existing site - <https://www.drupal.org/docs/8/install/add-composer-to-an-existing-site>





# Thanks!

Find me at: @gobinathm